

BIRLA
PIVOT Tiles



BIRLA
PIVOT Tiles



Transforming Spaces

www.BirlaPivot.com

Surface Symphony
Collection

CONTACT US NOW

www.BirlaPivot.com

ask-birlapivot@adityabirla.com

+91 8150 900 000



18,000+
SKUs



150+
Brands



Access
to Credit



Savings on
Material Costs



Real-time
Tracking



On-time
Delivery



Quality
Assurance

Grasim Industries Limited | Unit: B2B E commerce Business
8th Floor, Umiya Business Bay 2, Cessna Business Park, Marathahalli,
Sarjapur Outer Ring Road, Bengaluru 560037, Karnataka, India.
CIN: L17124MP1947PLC000410
Regd. Office: Birlagram, Nagda 456331 (M.P.)





INTRODUCING BIRLA PIVOT TILES

Discover a world where innovation meets aesthetics with Birla Pivot Tiles. Our tiles are redefining interiors across residential, commercial, institutional, industrial, retail, and public spaces. Our extensive collection features stylish and trendy tiles for both floors and walls, available in a variety of designs and finishes. Each tile is crafted to enhance the functionality of spaces and bring architectural visions to life.



Scan to view our complete
range of offerings



UNMATCHED VARIETY AND QUALITY

We offer a diverse range of tiles, including:

- Glossy and glazed vitrified tiles: Perfect for a sleek, modern look.
- Ceramic tiles: Versatile and durable for any setting.
- Digital and soluble salt tiles: For vibrant, detailed patterns.
- Moroccan designs: Add an exotic touch to your interiors

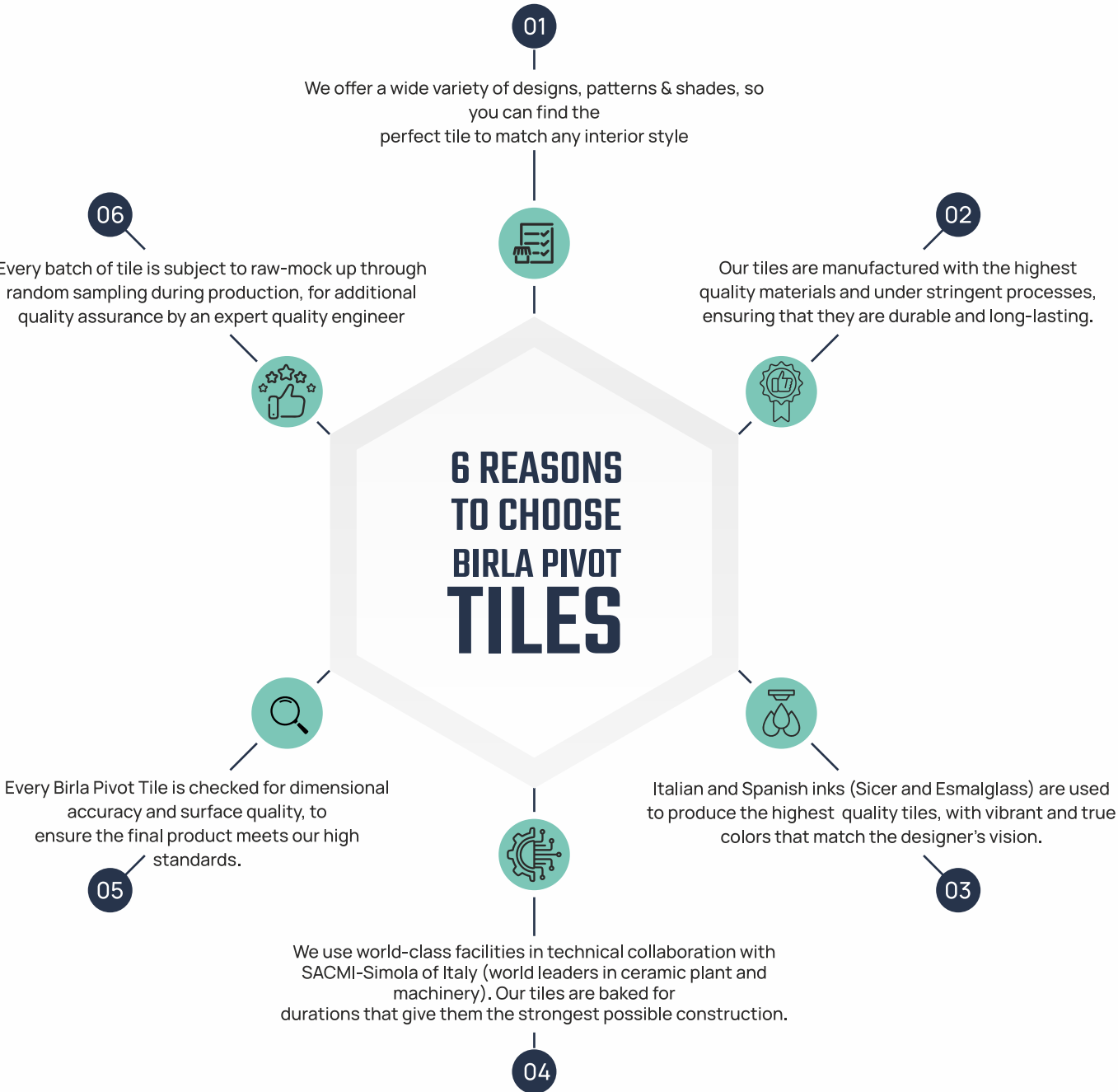
Our commitment to quality is unwavering. Every tile is manufactured under stringent quality controls to ensure you receive surfaces that are not only beautiful but also built to last.

CURATED COLLECTIONS FOR EVERY PROJECT

To assist you in selecting the perfect tiles for your projects, we have curated a list of our top-selling styles, covering a wide range of surfaces. This guide simplifies the selection process, helping you match your design intent with the right product.

PARTNER WITH US

Choose Birla Pivot Tiles for your next project and experience the difference that premium quality and exceptional design can make. Let us help you transform spaces into stunning, functional environments that stand the test of time.



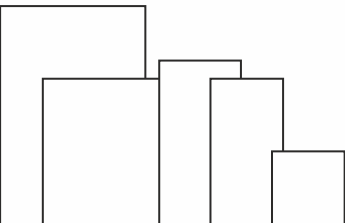
PRODUCT RANGE

GVT & PGVT

Birla Pivot GVT & PGVT tiles are the perfect blend of elegance and durability, designed to enhance any interior with their diverse range of textures and finishes. Whether you're aiming for a subtle, refined look or a bold, striking statement, these tiles offer the versatility to achieve your vision, ensuring your spaces remain beautiful and enduring over time.

Size :
1200 x 1800 mm, 800 x 1600 mm
600 x 1200 mm, 600 x 600 mm

Surface :
Glossy, Matt,
High Glossy,
Carving

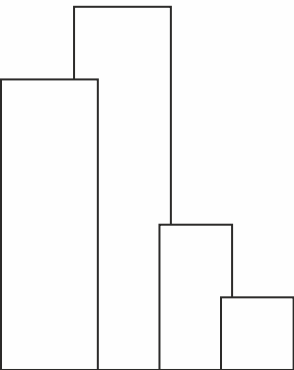


FULL BODY VITRIFIED TILES

Birla Pivot Full Body Vitrified Tiles offer unmatched strength and durability, with colour and design that run through every inch of the tile. Perfect for high-traffic areas, these tiles bring a sleek, polished look to any space, ensuring long-lasting beauty with a premium finish that stands the test of time.

Size :
800 x 3000 mm,
800 x 2400 mm
600 x 600 mm
600 x 1200 mm

Surface :
Glossy
Matt
Punch

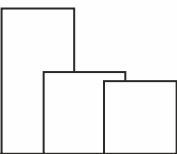


DOUBLE CHARGE & NANO/SOLUBLE SALT

Birla Pivot Double Charge and Nano Soluble Salt tiles represent the pinnacle of innovation and design in flooring solutions. With a durable, long-lasting surface and vibrant patterns, these tiles provide a high-end look that stands up to everyday wear. Perfect for high-traffic areas, they combine beauty and strength to create spaces that shine with lasting brilliance

Size :
600 x 1200 mm
800 x 800 mm
600 x 600 mm

Surface :
Glossy



HEAVY DUTY PARKING TILES

Birla Pivot Heavy Duty Parking Tiles are built to withstand the toughest conditions, offering unmatched strength and durability for high-traffic areas. Designed to handle heavy loads without compromising on style, these tiles are perfect for parking lots and driveways, delivering performance and a polished look that lasts.

Size :
300 x 300 mm
400 x 400 mm

Surface :
Punch, Rustic



DIGITAL WALL TILES & MOROCCAN TILES

Birla Pivot Digital Wall Tiles and Moroccan Tiles combine modern design with timeless elegance. Our Digital Wall Tiles offer vibrant, high-definition visuals, while Moroccan Tiles bring rich, intricate patterns. Together, they create a perfect balance of style and durability, transforming any space into a work of art.

Size :
300 x 450 mm
300 x 600 mm
300 x 300 mm








Surface :
Glossy, Matt, Punch



CONTENT

POLISHED GLAZED VITRIFIED TILES	GLOSSY 600 x 600 mm	01
GLAZED VITRIFIED TILES	MATT 600 x 600 mm	06
POLISHED GLAZED VITRIFIED TILES	GLOSSY 600 x 1200 mm	10
POLISHED GLAZED VITRIFIED TILES	HIGH GLOSS 600 x 1200 mm	17
GLAZED VITRIFIED TILES	MATT 600 x 1200 mm	18
GLAZED VITRIFIED TILES	CARVING 600 x 1200 mm	23
POLISHED GLAZED VITRIFIED TILES	GLOSSY 800 x 1600 mm	28
GLAZED VITRIFIED TILES	CARVING 800 x 1600 mm	37
GLAZED VITRIFIED TILES	MATT 800 x 1600 mm	39
DOUBLE CHARGE VITRIFIED TILES	GLOSSY 600 x 600 mm	40
SOLUBLE SALT TILES	GLOSSY 600 x 600 mm	42
DIGITAL WALL TILES	GLOSSY 300 x 450 mm	44
DIGITAL WALL TILES	MATT 300 x 450 mm	49
DIGITAL ELEVATION WALL TILES	RUSTIC 300 x 450 mm	51
HEAVY DUTY OUTDOOR TILES	RUSTIC 400 x 400 mm	53
FULL BODY PARKING TILES	MATT 300 x 300 mm	59

Applications

					
Water Proof	Easy to Install	Floor Tiles	Wall Tiles	Chemical Resistance	Stain Resistance
					
Random Design	Gloss Finish	Matt Finish	Rustic Finish	Carving Finish	Endless Design

POLISHED GLAZED VITRIFIED TILES

GLOSSY
600 x 600 mm

Upgrade your projects with the high-gloss elegance and exceptional strength of our polished glazed vitrified tiles. Experience the perfect combination of durability and a mirror-like finish that brings a luxurious touch to any environment. Our extensive collection of polished glazed vitrified tiles provides versatile options to enhance the beauty and resilience of your designs.



Display Shown
Breccia Pernice



ROYAL ANTISKY R4



AQUA JEANS R4



ATLANTIC WHITE R4



AVARIO BROWN R4



AVARIO GREY R4



BOTTICHINO CLASSICO R4



BRECCIA BEIGE R4



BRECCIA BLANCO R4



BRECCIA GOLDEN R4



BRECCIA GREY R4



BRECCIA IGNIS R4



BRECCIA PERNICE R4



CANNON GRIS R4




CANYON IVORY R4



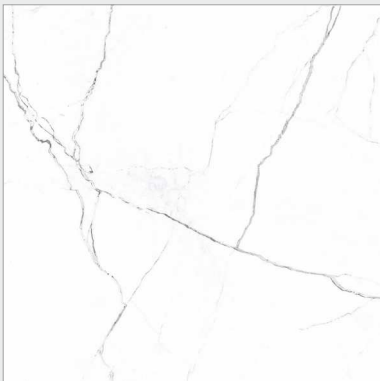
CANYON GREY R4




BRITTON GREEN R4



CAIRO LINEN R3



CLASSIC CARARA R4



CARRARA POLARIS R4



CRACK ICE R4



CREECHVILLE GREEN R4




DALLAS VERDE R4



DYNA BLUE R4



CLASSIC DYNA R4



HIMALAYA WHITE R4




ITALIAN NATURAL STONE R4




NEXUS BIANCO R4




NEXUS GRIS R4




NORWAY CREMA R4




NORWAY GREY R4




NORWAY IVORY R4



CLOUDY ONYX R4



CRYSTAL BROWN ONYX R4




ONYX DARK R4



FAIRY BIEGE ONYX R4



GOLDEN ONYX R4



GRAND ONYX R4



IRANI ONYX R4



ONYX WHITE R4




QUERY GREY R4



PIETRA GREY R4




ORACLE BLUE R3




PLATINUM BIANCO R4



PLATINUM NERO R4




SPIDER BROWN R4



SPIDER GREY R4



STATURIO CLASSIC R4



GOLD STATUARIO R4




MARINA STATUARIO R4



ROYAL STATUARIO R4



ULTIMATE STATUARIO R4



CLASSIC STATUARIO R4



STONE BIANCO R4



TRAVERTINO CLASSIC R4



TRAVERTINO COPPER R4



TRAVERTINO GREY R4



VOLTERRO BEIGE R4



ZOLA BIANCO R4

GLAZED VITRIFIED TILES

MATT
600 x 600 mm

Enhance your projects with the refined elegance and robust durability of our glazed vitrified tiles. These tiles combine a polished finish with superior strength, making them ideal for both aesthetic and functional applications. Our extensive collection of glazed vitrified tiles offers versatile and sophisticated solutions to elevate any space.





ASTA BIANCO R4



ASTA EARTH R4



ASTA OCRE R4



ASTA CREMA R4



ASTA BROWN R4



ATLANTA WHITE DIANA R4



BLAZE BIANCO R4



BLAZE GREY R4



BLAZE BEIGE R4



ATLANTIC WHITE R4



BRUNEI GREY R4



BRUNEI IVORY R4

GLAZED VITRIFIED TILES

MATT
600 x 600 mm



EMOTION BIANCO R4




EMOTION GREY R4



EMOTION CREMA R4



CARRARA POLARIS R4



MONTANA LIGHT R4



MONTANA HL R2



GLAZED VITRIFIED TILES




MATT
600 x 600 mm




NEXUS BIANCO R4




NEXUS LIGHT R4




NORWAY CREMA R4




NORWAY IVORY R4



NORWAY BROWN R4



NORWAY BIANCO R4




NORWAY GREY R4

GLOSSY | HIGH GLOSS
MATT | CARVING
600 x 1200 mm

GLAZED VITRIFIED TILES &
POLISHED GLAZED VITRIFIED TILES

Enhance your projects with the refined elegance and robust durability of our glazed vitrified tiles. These tiles combine a polished finish with superior strength, making them ideal for both aesthetic and functional applications. Our extensive collection of glazed vitrified tiles offers versatile and sophisticated solutions to elevate any space.



Display Shown
Zuri Black




ANTISKY R3



ASTORIA LIGHT



BRECCIA CREMA



CARRARA LUXE R4



DEFINE GREY R3



DENNY GREY R2



AVONI WHITE




AVONI BEIGE



AVONI GREY



MANGUS WHITE R3



OLMEDO R3



SEM STATUARIO R4



FANTASY ONYX R3



PLUGINS LIGHT R4



PLUGINS GREY R4



SPERRO GREY R4



SPERRO DARK GREY R4



SPERRO BEIGE R4

POLISHED GLAZED
VITRIFIED TILES

GLOSSY
600 x 1200 mm



STATUARIO UNICO R4



TACSON CREMA R4



TRAVERTINO CLASSIC R4




VEDA PEARL



VEDA GREY



VEDA GOLD



ZEBRANO LIGHT




ZEBRANO GREY

ENDLESS DESIGN



STATUARIO ALASKA R4



STATUARIO PANOLAM R4



DELICAT CARRARA R4

ENDLESS DESIGN



ORRA ONEX R4



YELLOW WAVE R3



NAVIGATO GREY R4



ARIAL GREY R4




STANDARD GREY R4




STANDARD BEIGE R4




BRITTON MINT R4



CRYSTAL BLUE R4



ZURI AQUA




ZURI BLACK

GLAZED VITRIFIED TILES




ESSEN CREMA R3



GROOT CREMA MATT PUNCH



GROOT GREY MATT PUNCH



ESSEN BROWN R3



GROOT BROWN MATT PUNCH



GROOT DARK MATT PUNCH

GLAZED VITRIFIED TILES

MATT
600 x 1200 mm



CARRARA POLARIS R4
ESTRUCTURADO MATT PUNCH



NEUTRA PEARL LIGHT R3




NEUTRA BIANCO R3



NEUTRA GREY R3




NEUTRA PEARL R3




NORWAY LIGHT R4




NORWAY CREMA



NORWAY BIANCO R4




NORWAY IVORY R4



NORWAY BROWN R4




NORWAY GREY R4




POZZOLANA CREMA




POZZOLANA BROWN



POZZOLANA DARK GREY



POZZOLANA LIGHT GREY



POZZOLANA NERO



STATUARIO CLASSIC R4



POZZOLANA CREMA HL
MATT PUNCH




POZZOLANA BROWN HL
MATT PUNCH



POZZOLANA DARK GREY HL
MATT PUNCH



POZZOLANA LIGHT GREY HL
MATT PUNCH



POZZOLANA NERO HL
MATT PUNCH



TROY BROWN R4



GLAZED VITRIFIED TILES

CARVING
600 x 1200 mm



JORDAN LIGHT GREY



JORDAN DARK GREY



JORDAN AQUA



CROCK VANILA



JORDAN BROWN LIGHT R2



JORDAN BROWN DARK R2




STATUARIO CLASSIC R4



RIVER LIGHT GREY R4



RIVER GREY R4



JUTE BEIGE CARVING PUNCH




JUTE NATURAL DECORE
CARVING PUNCH



JUTE NATURAL CARVING PUNCH



TERAZZO WHITE R3



TERAZZO GREY R3



BOTTICCHNO GOLD R3





ZURI PEARL



ZURI GREY



GLAZED VITRIFIED TILES &
POLISHED GLAZED VITRIFIED TILES

GLOSSY | MATT | CARVING
800 x 1600 mm

Upgrade your projects with the high-gloss elegance and exceptional strength of our polished glazed vitrified tiles. Experience the perfect combination of durability and a mirror-like finish that brings a luxurious touch to any environment. Our extensive collection of polished glazed vitrified tiles provides versatile options to enhance the beauty and resilience of your designs.



Display Shown
Nuvo Onyx Grey



SHINE ONYX R3




DOLCE VITA R4



ATLANTIC WHITE R4




HONEY WHITE R4



MANGUS WHITE R3



MIDTOWN LIGHT R4



ANTISKY GREY R3




ANTISKY R3



CARRARA LUXE R4



COSMIC BEIGE ROSALIA R3



DYNA FANTASTICO R4



HALDEN GREY R4



OCEAN SILVER R4



STATUARIO PEARL



SPREDA BROWN R4



STATUARIO CLASSIC R4



SPREDA GREY R4



SEAGATE BEIGE

POLISHED GLAZED
VITRIFIED TILES

GLOSSY
800 x 1600 mm



VIOLA CREMA R4



ENDLESS DESIGN



NUVO ONYX GREY R3



PORTOBELLO NATURAL R4



ORMANICA CREMA R4

ENDLESS DESIGN



PONCA BIANCO



PONCA GREY R4



CARRARA SNOW R4



NAIROBI BLUE R3




MODERNA GOLD R4



PLATINUM BIANCO R4

ENDLESS DESIGN



PASTEL BROWN R4



SILVER ROOT BEIGE R4



SILVER ROOT GREY R4



ENDLESS DESIGN



MAGICO BIANCO R4



MAGICO BEIGE R4



WILSONARTICE

ENDLESS DESIGN



STROME CREMA R4



STROME GREY R4





CAMPUS GREY R4



HONEY WHITE R4



JORDAN BIANCO R4



NOLIN LIGHT R4



LAGUNA GREY R4



NIVAL GREY R4



LOREX WHITE R3



SATVARIO R2



DELTA LIGHT R3



RIGATO WHITE R4




GLAZED VITRIFIED TILES

- 
Floor Tiles
- 
Wall Tiles
- 
Matt Finish
- 
Random Design

MATT
800 x 1600 mm




NORWAY BIANCO R4



NORWAY IVORY R4



ASPHALT BEIGE R3



ASPHALT LIGHT GREY R3

DOUBLE CHARGE
VITRIFIED TILES

GLOSSY
600 x 600 mm

Enhance your projects with the refined elegance and robust durability of our glazed vitrified tiles. These tiles combine a polished finish with superior strength, making them ideal for both aesthetic and functional applications. Our extensive collection of glazed vitrified tiles offers versatile and sophisticated solutions to elevate any space.



DOUBLE CHARGE
VITRIFIED TILES



Floor
Tiles



Wall
Tiles




Gloss
Finish

GLOSSY

600 x 600 mm



1001



1002



1003



1004



1005



1006



1007

BIRLA
PIVOT Tiles

SOLUBLE SALT TILES

GLOSSY

600 x 600 mm

Upgrade your projects with the subtle elegance and enduring quality of our soluble salt tiles. These tiles feature intricate patterns and a smooth finish, achieved through advanced manufacturing techniques. Our range of soluble salt tiles offers versatile and cost-effective solutions to enhance the visual appeal and functionality of any space.



SOLUBLE SALT TILES



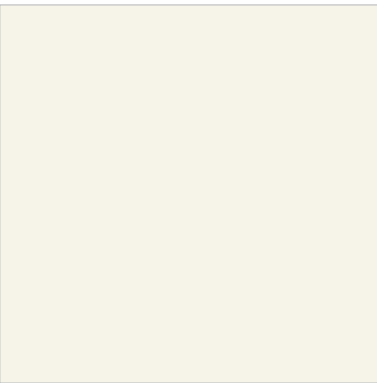
Floor Tiles




Gloss Finish

GLOSSY

600 x 600 mm




IVORY




ANGEL



ANTONIA



CARMINE



GENOVA



M-1051



MATRIX



VRATZA

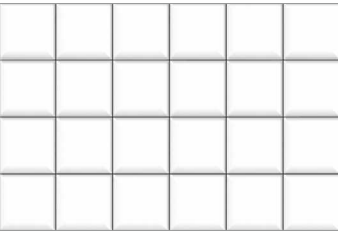
DIGITAL WALL TILES

GLOSSY | MATT


300 x 450 mm

Revitalize your projects with the timeless appeal and versatility of our ceramic wall tiles. Enjoy the durability and easy maintenance that make these tiles a practical choice for any design. Our wide range of ceramic wall tiles offers an array of colours, patterns, and textures to enhance and personalize any space.





WHITE 11



CEDAR 11 HL-1



CEDAR 11



MARFIL LT



MARFIL HL-1



MARFIL DK



MARFIL LT



MARFIL HL-2



MARFIL DK



FLORIS LT




FLORIS HL-4



FLORIS DK




FLORIS LT




FLORIS HL-1




FLORIS DK



FRESCO BLACK LT



FRESCO BLACK HL-1




FRESCO BLACK DK

Matching Floor Available In 300 x 300 mm

DIGITAL WALL TILES

GLOSSY
300 x 450 mm



RIVER HL-1



RIVER HL-2



RIVER LT



RIVER DK



SATVARIYO-08 LT




SATVARIYO-08 HL-5



SATVARIYO-08 LT



SUBWAY 101 LT




SUBWAY 101 HL-1



SUBWAY 101 DK




Matching Floor Available In 300 x 300 mm




SUBWAY 113 LT



SUBWAY 113 HL-1




SUBWAY 113 DK



SUBWAY 120 LT



SUBWAY 120 HL-1



SUBWAY 120 DK




SUBWAY 134 LT



SUBWAY 134 HL-1



SUBWAY 134 DK



SUBWAY 135 LT



SUBWAY 135 HL-1



SUBWAY 135 DK

Matching Floor Available In 300 x 300 mm


DIGITAL WALL TILES

GLOSSY

300 x 450 mm



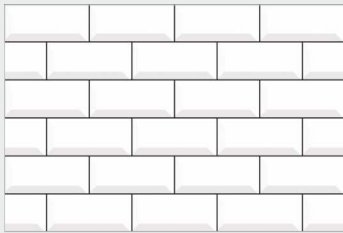
WHITE 20




MOSS 20 HL-1



MOSS 20



WHITE 22



TAN 26 HL-1




TAN 26


Matching Floor Available In 300 x 300 mm



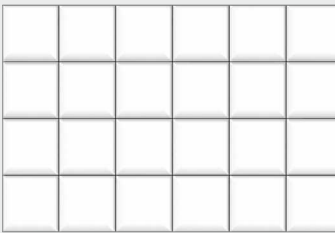
WALNUT LT



WALNUT HL-3



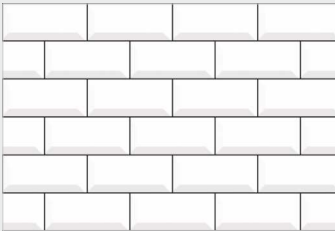
WALNUT DK



WHITE 11



WHITE 20




WHITE 22




5285 LT



5285 HL-1




5285 DK




5286 LT



5286 HL-1



5286 DK



5288 LT



5288 HL-1




5288 DK



Matching Floor Available In 300 x 300 mm

DIGITAL WALL TILES

MATT
300 x 450 mm



5289 LT



5289 HL-1



5289 DK




5290 LT



5290 HL-1



5290 DK




BASIL LT




BASIL HL-1



BASIL DK



SAHARA LT




SAHARA HL-1



SAHARA DK

Matching Floor Available In 300 x 300 mm



DIGITAL WALL TILES



Matt Finish



Wall Tiles



Rustic Finish

RUSTIC

300 x 450 mm



9019



9021



9029




9076



9099



9110



9119



9144



Matching Floor Available In 300 x 300 mm

www.BirlaPivot.com


BIRLA
PIVOT Tiles

HEAVY DUTY OUTDOOR TILES


RUSTIC

400 x 400 mm


Heavy-Duty tiles are specially crafted with the purpose of providing durability to the surface even when subjected to a heavy load of goods, machinery, forklifts, traffic area and large vehicles.




Display Shown
Estoni Gris




ADEPT BEIGE



ADEPT BROWN



ADEPT GREY




ADEPT GRIS



ADEPT NERO R3




ADEPT SLATE R3



ESTONI GREY R3



ESTONI GRIS R4



SWISS BEIGE R3




SWISS BROWN R3




SWISS LIGHT BROWN R4




SWISS VERDE R3



DESSI GREY R2



DESSI GRIS R2



DESSI BEIGE R2




TEPIC SLATE R2



NIRO BLUE R4



NIRO BLUE DECOR



FENZO BROWN



FENZO BROWN DECOR

HEAVY DUTY OUTDOOR TILES

RUSTIC

400 x 400 mm



STEBILE GREY



STEBILE DECOR



ROCK BEIGE R3



LACSTONE R3



TENTO BEIGE



TENTO BIANCO



TENTO BROWN



TENTO GREY



TENTO GRIS



TENTO NATURAL



TENTO NERO



SAND BROWN




SAND DECORE




FENZO CREMA




FENZO DECOR



CODONA GREY-BROWN



CODONA GREY-COFFEE



CODONA GREY-NERO



DOVIN COTTO



DOVIN GREY NATURAL




DOVIN RUSTIC BROWN



SASA BEIGE



SASA COTTO




SASA GREY



POLO COTTO



RENO BROWN



MONTE BROWN



MONTE COTTO



MONTE FLORA



MONTE GREY



ZOLO BEIGE



ZOLO COTTO



ZOLO GREY



ZOLO RUST



CUBA BLUE



CUBA BROWN



CUBA GREY



REGINA SLATE

HEAVY DUTY OUTDOOR TILES

RUSTIC

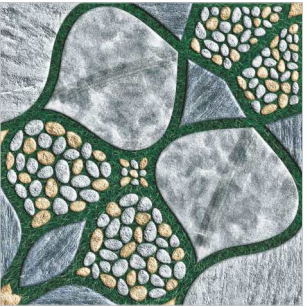
400 x 400 mm



CADORNA BEIGE



LIGHT TONE GREY



CADORNA GRIS



DARK TONE GREY



AERA IVORY



AERA BIANCO




SAVONA BEIGE




SAVONA GREY




AERA BROWN DECOR



AERA NERO DECOR



SAVONA BROWN DECOR




SAVONA GRIS DECOR




AERA BROWN



AERA NERO



SAVONA BROWN



SAVONA GRIS



FENZO BEIGE



FENZO BEIGE DECORE



FENZO COTTO



FENZO COTTO DECORE



VINZO NATURAL



VINZO BROWN



HARVEST BEIGE




HARVEST BROWN




HEAVY DUTY OUTDOOR TILES

RUSTIC
400 x 400 mm



PEVTER BROWN




PEVTER GREY



ARIK BLUE



ARIK BROWN



CITRON BROWN




CITRON GREY




CRAFT BROWN




CRAFT BLUE



HEXA BROWN




HEXA GREY




HEXA MULTI




10 mm Thickness




STAR BEIGE




STAR TERRACOTTA




RIBON BEIGE



RIBON TERRACOTTA




STEP BEIGE




STEP TERRACOTTA




STRIP STAR BEIGE



STRIP STAR TERRACOTTA



PIRAMID BEIGE




PIRAMID TERRACOTTA




VETRO BEIGE



VETRO TERRACOTTA



SQUIRO STRIPE BEIGE




SQUIRO STRIPE TERRACOTTA




WALK BEIGE



WALK TERRACOTTA



KAPSULE BEIGE




KAPSULE TERRACOTTA

FULL BODY PARKING TILES


MATT

300 x 300 mm

10 mm & 15 mm Thickness



STRIP JAIALMER




PIVOT BEIGE



PIVOT TERRACOTTA



PIVOT GREY




STRIP TERRACOTTA




TESLA BEIGE




TESLA TERRACOTTA




TESLA GREY



POLCA JAIALMER



POLCA TERRACOTTA



Display Shown
Portico Star Beige
Portico Star Terracotta

Thickness 10 mm

TECHNICAL DETAILS

Characteristics	Requirement as per IS 15622:2017 E ≤ 0.08% Group Bla	Requirement as per ISO 13006 ≤ 0.5% Group Bla	Our Value	Method Of Testing
Dimension & Surface Quality				
Length &Width	±0.10%	±0.5%	±0.10%	IS 13630 Part 1/ ISO 10545 Part 2
Thickness	±5.0%	±5.0%	±4.0%	
Straightness of Side	±0.10%	±0.50%	±0.10%	
Rectangularity	±0.10%	±0.60%	±0.10%	
Surface Flatness				
Center curvature (%) (Max.Deviation)	±0.50%	±0.50%	±0.2%	
Edge curvature (%) (Max.Devlatlon)	±0.50%	±0.50 %	±0.2%	
Corner warpage (%) (Max.Deviation)	±0.50%	±0.50%	±0.2%	
Surface Quality	Min. 95 % of tiles will be free from visible defects	Min. 95 % of tiles will be free from visible defects	Min. 95 % of tiles will be free from visible defects	
Physical Properties				
Water Absorption	Avg. E ≤ 0.08%, Individual 0.1% Max	Avg. ≤ 0.5%, Individual 0.6% Max	Avg. E ≤ 0.08%	IS 13630 Part 2/ ISO 10545 Part 3
Modulus of Rupture [N/mm²]	Avg. 35, Individual 32 Min.	Avg. 35, Individual 32 Min.	Avg 40 Ind. 38	IS 13630 Part 6/ ISO 10545 Part 4
Breaking Strength in N	1300	1300	Min. 1500	
Moisture Expansion in mm/m	0.02	Test method available	0.02	IS 13630 Part 3/ ISO 10545 Part 10
Scratch Hardness of surface (Mohs)	Min. 5	N/A	Min. 5 (For Matt) Min. 3 (For Polish)	IS 13630 Part 13
Surface Abrasion Reistance	Min. II	Abrasion Class & Cycle passed	Class V (For Matt) Class III (For Polish)	IS 13630 Part 11/ ISO 10545 Part 7
Coefficient of linear thermal expansion from embiant temperature to 100° C	Max. 6X10 ⁻⁶ K ⁻¹	Test method available	Max. 6X10 ⁻⁶ K ⁻¹	IS 13630 Part 4/ ISO 10545 Part 8
Thermal Shock Resistance	Min. 10 cycle	Test method available	10 cycle Passed	IS 13630 Part 5/ ISO 10545 Part 9
Crazing Resistance	Min. 4 cycle @ 7.5 bar	Required	4 cycle passed	IS 13630 Part 9/ ISO 10545 Part 11
Impact Resistance as Co-efficient of Restitution (COR)	Min. 0.55	Required	Min. 0.55	ISO 10545 Part 5
Frost Resistance	Required	Required	100 Cycle passed	IS 13630 Part 10/ ISO 10545 Part 12
Chemical Resistance (glazed Tiles)				
Stain Resistance	Min. Class 1	Min. Class 3	Min. Class 1 (For Matt) Min. Class 2 (For Polish)	IS 13630 Part 8/ ISO 10545 Part 14
Resistance to household chemicals	Min. Class AA	Min. Class GB	Min. Class AA	IS 13630 Part 8/ ISO 10545 Part 13
Resistance to acids and alkalis (with exception of hydrofluoric acid and its compounds)	Required if agreed	Declared Value'	Min. Class AA	
PACKAGING DETAIL GLAZE VITRIFIED TILES				
Size	Thickness in mm (Approx)	Approx Weight (Kgs)	No. Of Tiles Per Box	Coverage Area Per Box
600 x 600 mm	8	26.5	4	1.44 Sq.mtr. / 15.5 Sq.ft.
600 x 1200 mm	8.2	27	2	1.44 Sq.mtr. / 15.5 Sq.ft.
800 x 1600 mm	8.8	52	2	2.56 Sq.mtr. / 27.56 Sq.ft.

The reproduction of tiles in this catalogue is restricted to four color printing only and tiles are not in relative sizes, therefore customers are advised to see physical sample before placing the order *Technical specification for Birla Pivot Tiles are applicable only for premium quality tiles, Please inspect all tiles prior to installation, company will not entertain complaints, once the tiles are laid/ fixed, Complaints will not be entertained for Borders, Highlighters & Motils

TECHNICAL DETAILS

Characteristics	Requirement as per IS 15622:2017 E ≤ 0.08% Group Bla	Requirement as per ISO 13006 ≤ 0.5% Group Bla	Our Value	Method Of Testing
Dimension & Surface Quality				
Length &Width	±0.10%	±0.5%	±0.10%	IS 13630 Part 1/ ISO 10545 Part 2
Thickness	±5.0%	±5.0%	±4.0%	
Straightness of Side	±0.10%	±0.50%	±0.10%	
Rectangularity	±0.10%	±0.60%	±0.10%	
Surface Flatness				
Center curvature (%) (Max.Deviation)	±0.50%	±0.50%	±0.2%	
Edge curvature (%) (Max.Devlatlon)	±0.50%	±0.50 %	±0.2%	
Corner warpage (%) (Max.Deviation)	±0.50%	±0.50%	±0.2%	
Surface Quality	Min. 95 % of tiles will be free from visible defects	Min. 95 % of tiles will be free from visible defects	Min. 95 % of tiles will be free from visible defects	
Physical Properties				
Water Absorption	Avg. E ≤ 0.08%, Individual 0.1% Max	Avg. 0.5 % Individual 0.6%max	Avg. E ≤ 0.08%, Individual 0.1% Max	IS 13630 Part 2/ ISO 10545 Part 3
Modulus of Rupture [N/mm²]	Avg. 35, Individual 32 Min.	Avg. 35, Individual 32 min	Avg. 35, Individual 32 Min.	IS 13630 Part 6/ ISO 10545 Part 4
Breaking Strength in N	1300	Min. 1300	Min. 1300	
Moisture Expansion in mm/m	0.02	Test method available	0.02	IS 13630 Part 3/ ISO 10545 Part 10
Scratch Hardness of surface (Mohs)	Min. 5	N/A	Min. 5	IS 13630 Part 13
Coefficient of linear thermal expansion from embiant temperature to 100° C	Max. 6X10 ⁻⁶ K ⁻¹	Test method available	Max. 6X10 ⁻⁶ K ⁻¹	IS 13630 Part 4/ ISO 10545 Part 8
Thermal Shock Resistance	Min. 10 cycle	Required	10 cycle Passed	IS 13630 Part 5/ ISO 10545 Part 9
Crazing Resistance	Min. 4 cycle @ 7.5 bar	N/A	N/A	IS 13630 Part 9/ ISO 10545 Part 11
Imapct Resistance as Co-efficient of Restitution (COR)	Min. 0.55	Test method available	Min. 0.55	IS 13630 Part 14/ ISO 10545 Part 5
Deep Abrasion Resistance(in mm²)	Max. 140	Max.175	Max. 140	IS 13630 Part 12/ ISO 10545 Part 6
Frost Resistance	Required	Required	100 Cycle passed	IS 13630 Part 10/ ISO 10545 Part 12
Chemical Resistance (Unglazed Tiles)				
Stain Resistance	Min. Class 2	Manufacturer to The class	Min. Class 2	IS 13630 Part 7/ ISO 10545 Part 14
Resistance to household chemicals	Min. Class AA	Min. Class UB	Class UA	IS 13630 Part 7/ ISO 10545 Part 13
Resistance to acids and alkalis (with exception of hydrofluoric acid and its compounds)	Required if agreed	Test method available	Class ULA (Low Conc) Class UHA (High Conc)	
PACKAGING DETAIL DOUBLE CHARGE TILES				
Nominal Size	Thickness (mm)	Approx weight (Kgs)	No. of tiles per carton	Coverage area per carton
600 x 600 mm	8	24.5	4	1.44 Sq.mtr. / 15.5 Sq.ft.
600 x 1200 mm	8.2	26.5	2	1.44 Sq.mtr. / 15.5 Sq.ft.
800 x 800 mm	8.2	36	3	1.92 Sq.mtr. / 20.67 Sq.ft.
600 x 600 mm (Nano)	7	21.5	4	1.44 Sq.mtr. / 15.5 Sq.ft.

The reproduction of tiles in this catalogue is restricted to four color printing only and tiles are not in relative sizes, therefore customers are advised to see physical sample before placing the order *Technical specification for Birla Pivot Tiles are applicable only for premium quality tiles, Please inspect all tiles prior to installation, company will not entertain complaints, once the tiles are laid/ fixed, Complaints will not be entertained for Borders, Highlighters & Motils

TECHNICAL DETAILS

Characteristics	(Group BIII IS 15622)	Group BIII, ISO 13006	Typical Our Values for Wall Tiles	Method Of Testing
	Requirements as per IS 15622:2017	Requirement as per ISO 13006.Annex-K, E > 10		
Dimension & Surface Quality				
Length &Width	±0.20%	'+ 0.60%/ -0.30%	±0.20%	EN98/IS 13630 Part 1/ ISO 10545 Part 2
Thickness	±5.0%	±10.0%	±4.0%	
Straightness of Side	±0.15%	±0.30%	±0.15%	
Rectangularity	±0.20%	±0.50%	±0.15%	
Surface Flatness				
Center curvature (%) (Max.Deviation)	±0.3%	'+ 0.5%/ -0.3%	±0.22%	
Edge curvature (%) (Max.Devlatlon)	±0.3%	'+ 0.5%/ -0.3%	±0.22%	
Corner warpoge (%) (Max.Deviation)	±0.3%	±0.5%	±0.22%	
Surface Quality	Min. 95 % of tiles will be free from visible defects	Min. 95 % of tiles will be free from visible defects	Min. 95 % of tiles will be free from visible defects	
Physical Properties				
Water Absorption	E ≥ 10 % when it exceeds 20% this shall be indicated by the manufacturer	E ≥ 10 % when it exceeds 20% this shall be indicated by the manufacturer,Individual Minimum Value 9%	15 ± 3%	En99/ IS 13630 Part 2/ ISO 10545 Part 3
Modulus of Rupture [N/mm²]	Avg. Min. 12 for thickness < 7.5mm, Avg. Min. 15 for thickness>7.5mm	Avg. Min. 12 for thickness < 7.5mm, Avg. Min. 15 for thickness>7.5mm	Avg. 18	En100/ IS 13630 Part 6/ ISO 10545 Part 4
Breaking Strength in N	Min. 200 for thickness ≤ 7.5mm, Min. 600N for thickness ≥ 7.5mm	Min. 200 for thickness ≤ 7.5mm, Min. 600N for thickness ≥ 7.5mm	Min. 300 for thickness ≤ 7.5mm, Min. 600N for thickness ≥ 7.5mm	
Moisture Expansion in mm/m	0.04	Test Method Available	0.02	En155/ IS 13630 Part 3 / ISO 10545 Part 10
Scratch Hardness of surface (Mohs)	Min. 3	N/A	Min. 3	En103/ IS 13630 Part 4/ ISO 10545 Part 8
Coefficient of linear thermal expansion from embiant temperature to 100° C	Max. 9X10 ⁻⁶ K ⁻¹	Test Method Avalatle	Max. 8X10 ⁻⁶ K ⁻¹	
Thermal Shock Resistance	Min. 10 cycle	Test Method Avalatle	10 cycle passed	En104/ IS 13630 Part 5/ ISO 10545 Part 9
Crazing Resistance	Min. 4 cycle @ 7.5 bar	Required	4 cycle passed	En105/ IS 13630 Part 9/ ISO 10545 Part 11
Chemical Resistance (glazed Tiles)				
Stain Resistance	Min. Class 1	Min. Class 3	Min. Class 1	IS 13630 Part 8/ISO 10545 Part 13 & ISO 10545 Part 14
Resistance to household chemicals	Min. Class AA	Min. GB	Min. Class AA	
Resistance to acids and alkalis (with exception of hydrofluoric acid and its compounds)	Required if agreed	Test Method Available	Min. Class AA	

PACKAGING DETAIL CERAMIC FOR WALL & FLOOR TILES				
Size	Thickness in mm (Approx)	Approx Weight (Kgs)	No. Of Tiles Per Box	Coverage Area Per Box
300X300	7.5	8.8	8	0.72 Sq.mtr. / 7.75 Sq.ft.
300X450	7.5	10.5	6	0.81 Sq.mtr. / 8.72 Sq.ft.
300X600	9	13	5	0.90 Sq.mtr. / 9.69 Sq.ft.

The reproduction of tiles in this catalogue is restricted to four color printing only and tiles are not in relative sizes, therefore customers are advised to see physical sample before placing the order *Technical specification for Birla Pivot Tiles are applicable only for premium quality tiles,Please inspect all tiles prior to installation, company will not entertain complaints, once the tiles are laid/ fixed, Complaints will not be entertained for Borders, Highlighters & Motils

TECHNICAL DETAILS

Characteristics	Requirement as pe ISO 13006:2018 ≤ 0.5% Group Bla	Requirement as pe IS 4457:2007 (Reaffirmed-2012) ≤0.5%	Our Value	Method Of Testing
Dimension & Surface Quality				
Length &Width	±0.3%	±0.5%	±0.10%	ISO 10545 Part 2/ IS 4457 Annex B
Thickness	±5.0%	±5.0%	±4.0%	
Straightness of Side	±0.30%	±0.20%	±0.10%	
Rectangularity	±0.30%	±0.20%	±0.10%	
Surface Flatness				
Center curvature (%) (Max.Deviation)	±0.40%	±0.30%	±0.2%	
Edge curvature (%) (Max.Devlatlon)	±0.40%	±0.30 %	±0.2%	
Corner warpoge (%) (Max.Deviation)	±0.40%	±0.30%	±0.2%	
Surface Quality	Min. 95 % of tiles will be free from visible defects	Min. 95 % of tiles will be free from visible defects	Min. 95 % of tiles will be free from visible defects	
Physical Properties				
Water Absorption	Avg. 0.5 % Individual 0.6%max	Avg. 0.5 % Individual 0.6%max	Avg. < 0.5%	ISO 10545 Part 3/ IS 4457 Annex C
Modulus of Rupture [N/mm²]	Avg. 35, Individual 32 min	Avg. 35, Individual 32 min	Avg. > 35	ISO 10545 Part 4/ IS 4457 Annex D
Breaking Strength in N	Min 1300 N	Min 1300 N	Min, 1800 N (For 10 mm) Min, 4000 N (For 15mm)	
Moisture Expansion in mm/m	Test Method Available	Not Available	Max, 0.02	ISO 10545 Part 10
Scratch Hardness of surface (Mohs)	N/A	Not Available	Min-6	IS 13630 Part 13
Resistance to Deep Abrasion (In mm³)	Max.175	Max.175	Max.140	ISO 10545 Part 6/ IS 4457 Annex E
Coefficient of linear thermal expansion from embiant temperature to 100° C	Test Method Available	Not Available	Max 6X10 ⁻⁶ K ⁻¹ max	ISO 10545 Part 8
Thermal Shock Resistance	Required	Not Available	10 cycle passed	ISO 10545 Part 9
Crazing Resistance	N/A	Not Available	4 cycle passed	ISO 10545 Part 11
Imapct Resistance as Co-efficient of Restitution (COR)	Test Method Availatle	Not Available	Min. 0.55	ISO 10545 Part 5
Frost Resistance	Required	Not Available	100 Cycle Passed	ISO 10545 Part 12
Chemical Resistance (Glazed Tiles)				
Stain Resistance	Min. Class 3	Not Available	Min. Class 2	ISO 10545 Part 14
Resistance to household chemicals	Min. B	Test Method Available	Class UA	ISO 10545 Part 13/ IS 4457 Annex F
Resistance to acids and alkalis (with exception of hydrofluoric acid and its compounds)	Declared Value	Test Method Available	Class ULA (Low Conc) Class UHA (High Conc)	
Resistance to Concentrated HNO ₃ & H ₂ SO ₄	Not Available	Loss of mass not excee's 1.5%	Loss Less Than 1%	IS 4457 Annex G

PACKAGING DETAIL FOR PARKING TILES				
Size	Thickness in mm (Approx)	Approx Weight (Kgs)	No. Of Tiles Per Box	Coverage Area Per Box
300 x 300 mm	10	16	8	0.72 Sq.mtr. / 7.75 Sq.ft.
300 x 300 mm	15	18.5	6	0.54 Sq.mtr. / 5.81 Sq.ft.
300X300 mm (Punch)	15	14.5	6	0.54 Sq.mtr. / 5.81 Sq.ft.
400 x 400 mm	11.8	21	5	0.80 Sq.mtr. / 8.61 Sq.ft.

The reproduction of tiles in this catalogue is restricted to four color printing only and tiles are not in relative sizes, therefore customers are advised to see physical sample before placing the order *Technical specification for Birla Pivot Tiles are applicable only for premium quality tiles,Please inspect all tiles prior to installation, company will not entertain complaints, once the tiles are laid/ fixed, Complaints will not be entertained for Borders, Highlighters & Motils